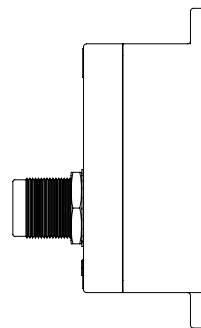
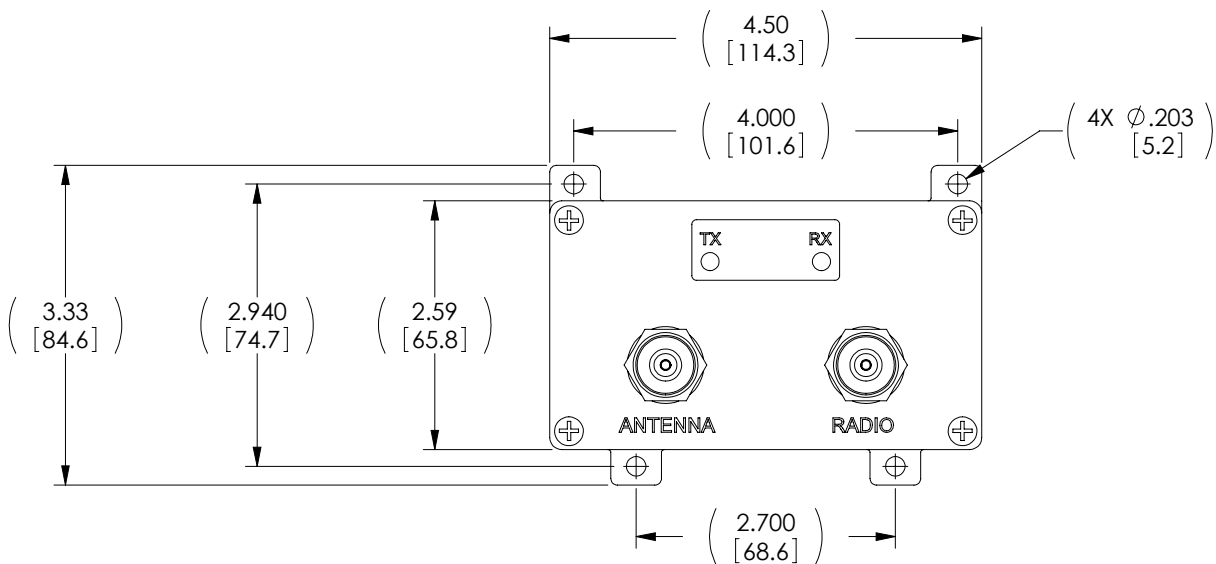


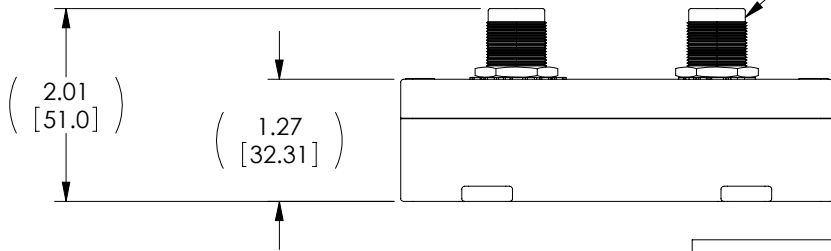
THE INFORMATION CONTAINED IN THIS DRAWING IS THE SOLE PROPERTY OF L-COM, INC. ANY REPRODUCTION IN PART OR WHOLE WITHOUT THE WRITTEN PERMISSION OF L-COM, INC. IS PROHIBITED.

REVISIONS			
REV	DESCRIPTION	DATE	APPROVED
A	INITIAL RELEASE	2/17/11	D.GRIFFIN

DC POWER JACK



2X TYPE N FEMALE CONNECTOR



RoHS Compliant ✓

NOTES:

1. AMPLIFIER DESIGNED FOR INDOOR USE ONLY.
2. EACH UNIT TO BE INDIVIDUALLY PACKAGED PER L-COM SPECIFICATIONS.

UNLESS OTHERWISE SPECIFIED, DIMENSIONS ARE IN INCHES [mm] OVERALL CABLE LENGTH TOLERANCE: ≤12 [305] = +1 [25] / -0 >12 [305] ≤60 [1524] = +2 [51] / -0 >60 [1524] ≤120 [3048] = +4 [102] / -0 >120 [3048] ≤300 [7620] = +6 [152] / -0 >300 [7620] = +3% / -0% ALL OTHER DIMENSIONAL TOLERANCES: .X = ±.2 .XX = ±.02 .XXX = ±.005 PROJECTION 	APPROVALS	DATE	 45 BEECHWOOD DRIVE NORTH ANDOVER, MA 01845	
	DRAWN BY D. CASTRO	2/11/11		
	CHECKED BY D. PARHAM	2/16/11	CATEGORY AMPLIFIERS	
	APPROVED BY K. BURGNER	2/16/11	PRODUCT DESCRIPTION 2.5 X 4.5 INDOOR GI SERIES AMP ENCLOSURE	
CONFIGURATION DETAILS OF UNDIMENSIONED FEATURES MAY VARY		COLOR VARIATIONS MAY OCCUR	SIZE A	FSCM NO. 43321
			DWG. NO. HA-2545GI	REV. A
		SCALE: NONE	CAD FILE: HA-2545GI.SLDRW	SHEET 1 OF 1